

# OUR DIFFERENCE? THE DETAIL.

NOW WITH  
**3 YEARS**  
WARRANTY

S3



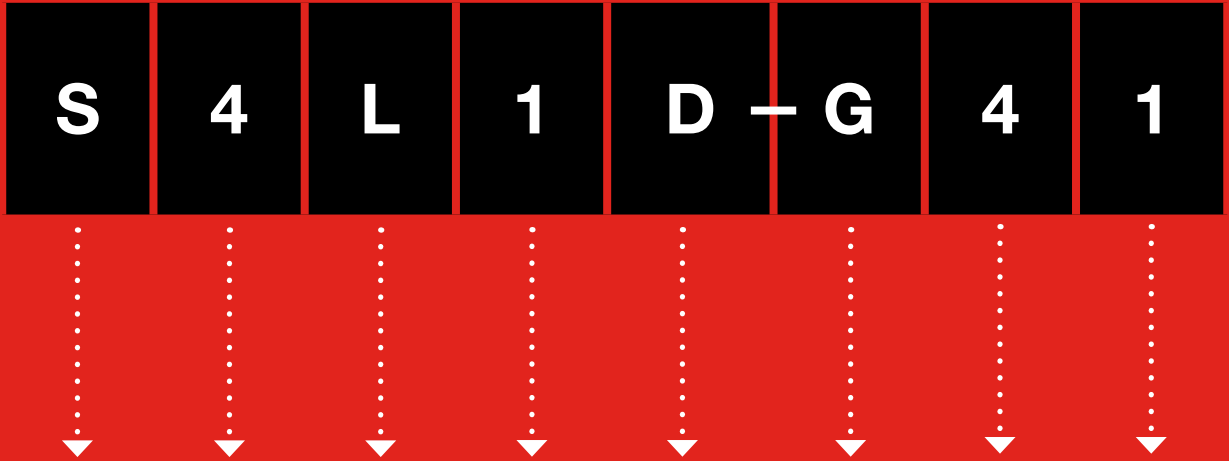
S5



**STAMFORD® S4**

Fitted with  
**CoreCooling™**  
technology

# The S4 Nomenclature




Character	Brand	Family Series	Voltage	Revision	Descriptor	Core Length	Pole	Bearing
Examples	STAMFORD	1/2/3/4/5 etc	L = Low M = Medium H = High	1	D = Dedicated S = Special M = Marine	C/D/E/F/G	4	1/2

# The New **STAMFORD**® S4 Dedicated



Enhanced thermal management .....



Optimised power density core

New core length, 450kVA

Adaptor foot option, enabling switching between S4 & S5

Flexible foot option, enabling switching between alternative brands

Product evolution through technological revolution.

Our new **CoreCooling™ technology** results in improved thermal performance and increased power density... it's in the detail.

# S4 Dedicated Ratings

## 50Hz

Class H 125/40						
Winding Number	311					
Volts	380		400		415	
Model	kW	kVA	kW	kVA	kW	kVA
S4L1D-C41	200	<b>250</b>	208	<b>260</b>	208	<b>260</b>
S4L1D-D41	240	<b>300</b>	248	<b>310</b>	248	<b>310</b>
S4L1D-E41	280	<b>350</b>	288	<b>360</b>	288	<b>360</b>
S4L1D-F41	320	<b>400</b>	332	<b>415</b>	332	<b>415</b>
S4L1D-G41	344	<b>430</b>	360	<b>450</b>	360	<b>450</b>

Standby 150/40						
Winding Number	311					
Volts	380		400		415	
Model	kW	kVA	kW	kVA	kW	kVA
S4L1D-C41	216	<b>270</b>	224	<b>280</b>	224	<b>280</b>
S4L1D-D41	256	<b>320</b>	264	<b>330</b>	264	<b>330</b>
S4L1D-E41	296	<b>370</b>	308	<b>385</b>	308	<b>385</b>
S4L1D-F41	332	<b>415</b>	356	<b>445</b>	356	<b>445</b>
S4L1D-G41	364	<b>455</b>	384	<b>480</b>	384	<b>480</b>

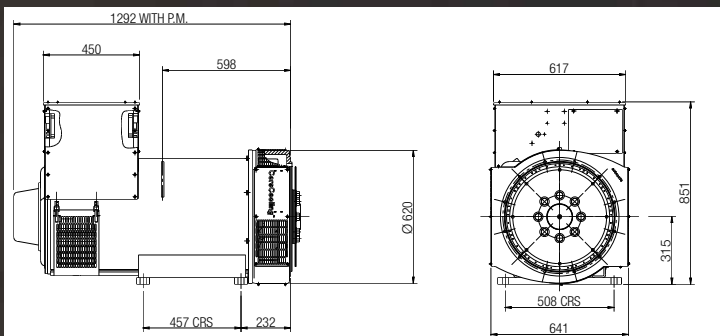
Standby 163/27						
Winding Number	311					
Volts	380		400		415	
Model	kW	kVA	kW	kVA	kW	kVA
S4L1D-C41	220	<b>275</b>	228	<b>285</b>	228	<b>285</b>
S4L1D-D41	264	<b>330</b>	272	<b>340</b>	272	<b>340</b>
S4L1D-E41	304	<b>380</b>	332	<b>415</b>	320	<b>400</b>
S4L1D-F41	340	<b>425</b>	372	<b>465</b>	364	<b>455</b>
S4L1D-G41	380	<b>475</b>	400	<b>500</b>	400	<b>500</b>

## 60Hz

Class H 125/40						
Winding Number	311					
Volts	416		440		480	
Model	kW	kVA	kW	kVA	kW	kVA
S4L1D-C41	<b>230</b>	288	<b>248</b>	310	<b>260</b>	325
S4L1D-D41	<b>275</b>	344	<b>296</b>	370	<b>312</b>	390
S4L1D-E41	<b>320</b>	400	<b>348</b>	435	<b>364</b>	455
S4L1D-F41	<b>364</b>	455	<b>400</b>	500	<b>416</b>	520
S4L1D-G41	<b>400</b>	500	<b>428</b>	535	<b>448</b>	560

Standby 150/40						
Winding Number	311					
Volts	416		440		480	
Model	kW	kVA	kW	kVA	kW	kVA
S4L1D-C41	<b>240</b>	300	<b>264</b>	330	<b>280</b>	350
S4L1D-D41	<b>292</b>	365	<b>320</b>	400	<b>332</b>	415
S4L1D-E41	<b>336</b>	420	<b>368</b>	460	<b>380</b>	475
S4L1D-F41	<b>388</b>	485	<b>428</b>	535	<b>444</b>	555
S4L1D-G41	<b>428</b>	535	<b>460</b>	575	<b>480</b>	600

Standby 163/27						
Winding Number	311					
Volts	416		440		480	
Model	kW	kVA	kW	kVA	kW	kVA
S4L1D-C41	<b>248</b>	310	<b>276</b>	345	<b>284</b>	355
S4L1D-D41	<b>300</b>	375	<b>328</b>	410	<b>344</b>	430
S4L1D-E41	<b>348</b>	435	<b>376</b>	470	<b>392</b>	490
S4L1D-F41	<b>400</b>	500	<b>440</b>	550	<b>460</b>	575
S4L1D-G41	<b>452</b>	565	<b>480</b>	600	<b>500</b>	625



# Specification

MODEL	S4-Dedicated
Ratings at 50Hz (kVA) Class H	250-450
Ratings at 60Hz (kVA) Class H	288-560
Specifications	
Voltage Range	380-480
Poles	4
Technology	Wire Wound
AVR	Analogue
Voltage Sensing	2 Phase
Bearing Arrangement	Single
SAE Adaptors	SAE 1
Terminals	12
Material Insulation Class	H
Excitation System	Self Exciting
Ingress Protection	IP23
Connection with other machines	Paralleling capability
Optional Features	
Bearing Arrangement	-
SAE Adaptors	0.5
Excitation System	PMG
Ingress Protection	IP23 Air Filters
Output Configurations	1 Phase Reconnectable
Voltage sensing	3 Phase sensing
Temperature Monitoring	Winding RTDs
Temperature Monitoring	Thermistors
Environmental Protection	Anti-Condensation Heater
Adaptor Feet	✓
Flexible Feet	✓
Prime Movers	
Diesel Engine	✓
Gas Engine	✓

# Accessories

Factory Build Options
Anti-Condensation Heater (with Terminal Box)
Quadrature Droop kit
Bearing RTD (Each Bearing)
Air Inlet Filter
Drip Proof Louvres
Remote Voltage Trimmer
Radio frequency interference (RFI) Suppressor Kit
Excitation Loss Module
Diode Failure Detector
CSA Approval

Available With	MX321	MX341	AS440
Current Sensing Kit	✓	✓	✓
Controlled Short Circuit	✓	X	X
Manual Voltage Regulator	✓	✓	X
Frequency Detection Module	✓	✓	X
Power Factor Controller - PFC3	✓	✓	✓
Remote Control Interface	✓	✓	✓
Excitation Circuit Breaker	✓	✓	✓
Dual AVR	✓	✓	X

Voltage Regulator Options	PMG
AS440 AVR	X
MX341	✓
MX321 AVR	✓
UL AS440	X
UL MX341	✓
No AVR	✓

\*GA drawings are indicative of S4-G Core dimensions

\*\*Please contact our applications department for additional voltages that are available (applications@cummins.com)

**NOW WITH  
3 YEARS  
WARRANTY**

# S4 Special Ratings

## 50Hz

Class H 125/40						
Winding Number	311					
Volts	380		400		415	
Model	kW	kVA	kW	kVA	kW	kVA
S4L1S-C41	200	<b>250</b>	200	<b>250</b>	200	<b>250</b>
S4L1S-D41	240	<b>300</b>	240	<b>300</b>	240	<b>300</b>
S4L1S-E41	280	<b>350</b>	280	<b>350</b>	280	<b>350</b>
S4L1S-F41	320	<b>400</b>	320	<b>400</b>	320	<b>400</b>

Standby 150/40						
Winding Number	311					
Volts	380		400		415	
Model	kW	kVA	kW	kVA	kW	kVA
S4L1S-C41	216	<b>270</b>	216	<b>270</b>	216	<b>270</b>
S4L1S-D41	256	<b>320</b>	256	<b>320</b>	256	<b>320</b>
S4L1S-E41	296	<b>370</b>	296	<b>370</b>	296	<b>370</b>
S4L1S-F41	332	<b>415</b>	344	<b>430</b>	344	<b>430</b>

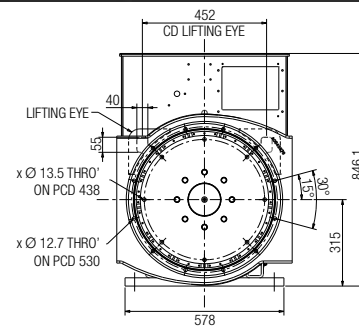
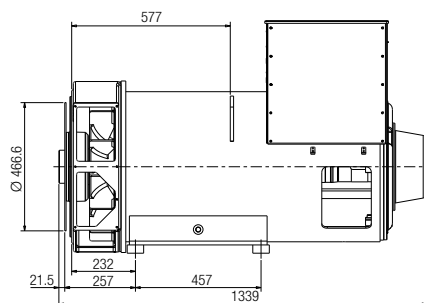
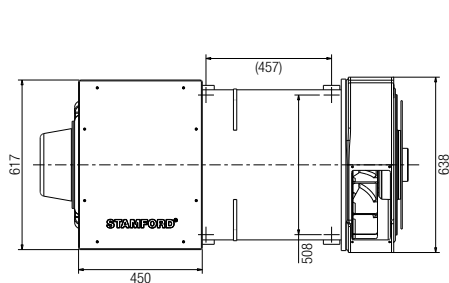
Standby 163/27						
Winding Number	311					
Volts	380		400		415	
Model	kW	kVA	kW	kVA	kW	kVA
S4L1S-C41	220	<b>275</b>	220	<b>275</b>	220	<b>275</b>
S4L1S-D41	264	<b>330</b>	264	<b>330</b>	264	<b>330</b>
S4L1S-E41	304	<b>380</b>	320	<b>400</b>	304	<b>380</b>
S4L1S-F41	340	<b>425</b>	360	<b>450</b>	352	<b>440</b>

## 60Hz

Class H 125/40						
Winding Number	311					
Volts	416		440		480	
Model	kW	kVA	kW	kVA	kW	kVA
S4L1S-C41	<b>230</b>	288	<b>240</b>	300	<b>252</b>	315
S4L1S-D41	<b>275</b>	344	<b>288</b>	360	<b>300</b>	375
S4L1S-E41	<b>320</b>	400	<b>336</b>	420	<b>352</b>	440
S4L1S-F41	<b>364</b>	455	<b>384</b>	480	<b>400</b>	500

Standby 150/40						
Winding Number	311					
Volts	416		440		480	
Model	kW	kVA	kW	kVA	kW	kVA
S4L1S-C41	<b>240</b>	300	<b>256</b>	320	<b>268</b>	335
S4L1S-D41	<b>292</b>	365	<b>308</b>	385	<b>320</b>	400
S4L1S-E41	<b>336</b>	420	<b>356</b>	445	<b>368</b>	460
S4L1S-F41	<b>388</b>	485	<b>412</b>	515	<b>428</b>	535

Standby 163/27						
Winding Number	311					
Volts	416		440		480	
Model	kW	kVA	kW	kVA	kW	kVA
S4L1S-C41	<b>248</b>	310	<b>264</b>	330	<b>276</b>	345
S4L1S-D41	<b>300</b>	375	<b>316</b>	395	<b>332</b>	415
S4L1S-E41	<b>348</b>	435	<b>364</b>	455	<b>380</b>	475
S4L1S-F41	<b>400</b>	500	<b>424</b>	530	<b>440</b>	550



## Specification

MODEL	S4-Special
Ratings at 50Hz (kVA) Class H	250-400
Ratings at 60Hz (kVA) Class H	288-500
Specifications	
Voltage Range	380-690
Poles	4
Technology	Wire Wound
AVR	Analogue
Voltage Sensing	2 Phase
Bearing Arrangement	Single
SAE Adaptors	SAE 1
Terminals	12
Material Insulation Class	H
Excitation System	Self Exciting
Ingress Protection	IP23
Connection with other machines	Paralleling capability
Optional Features	
Bearing Arrangement	Double
SAE Adaptors	0.5, 0, 2, 3
Excitation System	PMG
Ingress Protection	IP23 Air Filters
Output Configurations	1 Phase Reconnectable
Voltage sensing	3 Phase sensing
Temperature Monitoring	Winding RTDs
Temperature Monitoring	Thermistors
Environmental Protection	Anti-Condensation Heater
Adaptor Feet	X
Flexible Feet	X
Prime Movers	
Diesel Engine	✓
Gas Engine	✓

## Accessories

Factory Build Options
Anti-Condensation Heater (with Terminal Box)
Quadrature Droop kit
Bearing RTD (Each Bearing)
Air Inlet Filter
Drip Proof Louvres
Remote Voltage Trimmer
Radio frequency interference (RFI) Suppressor Kit
Excitation Loss Module
Diode Failure Detector
CSA Approval

Available With	MX321	MX341	AS440
Current Sensing Kit	✓	✓	✓
Controlled Short Circuit	✓	X	X
Manual Voltage Regulator	✓	✓	X
Frequency Detection Module	✓	✓	X
Power Factor Controller - PFC3	✓	✓	✓
Remote Control Interface	✓	✓	✓
Excitation Circuit Breaker	✓	✓	✓
Dual AVR	✓	✓	X

Voltage Regulator Options	PMG
AS440 AVR	X
MX341	✓
MX321 AVR	✓
UL AS440	X
UL MX341	✓
No AVR	X
No AVR	✓

\*GA drawings are indicative of S4-F core dimensions

\*\*Please contact our applications department for additional voltages that are available (applications@cummins.com)

NOW WITH  
**3 YEARS**  
WARRANTY

# S4 Marine Ratings

## 50Hz

Class B (70°C) Temperature Rise, Continuous, 50°C Ambient						
Winding Number	311					
Volts	380		400		415	
Model	kW	kVA	kW	kVA	kW	kVA
S4L1M-C41	148	<b>185</b>	148	<b>185</b>	148	<b>185</b>
S4L1M-D41	160	<b>200</b>	160	<b>200</b>	160	<b>200</b>
S4L1M-E41	192	<b>240</b>	192	<b>240</b>	192	<b>240</b>
S4L1M-F41	220	<b>275</b>	220	<b>275</b>	220	<b>275</b>

Class F (90°C) Temperature Rise, Continuous, 50°C Ambient						
Winding Number	311					
Volts	380		400		415	
Model	kW	kVA	kW	kVA	kW	kVA
S4L1M-C41	168	<b>210</b>	168	<b>210</b>	168	<b>210</b>
S4L1M-D41	184	<b>230</b>	184	<b>230</b>	184	<b>230</b>
S4L1M-E41	220	<b>275</b>	220	<b>275</b>	220	<b>275</b>
S4L1M-F41	248	<b>310</b>	248	<b>310</b>	248	<b>310</b>

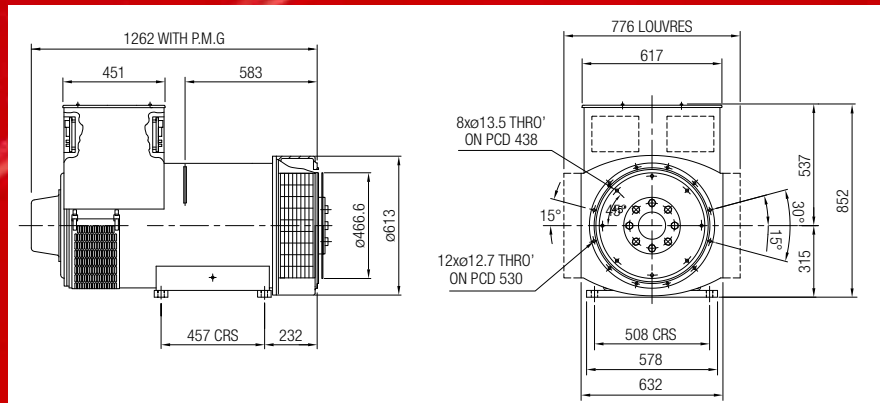
Class H (110°C) Temperature Rise, Continuous, 50°C Ambient						
Winding Number	311					
Volts	380		400		415	
Model	kW	kVA	kW	kVA	kW	kVA
S4L1M-C41	172	<b>215</b>	172	<b>215</b>	172	<b>215</b>
S4L1M-D41	192	<b>240</b>	192	<b>240</b>	192	<b>240</b>
S4L1M-E41	236	<b>295</b>	236	<b>295</b>	236	<b>295</b>
S4L1M-F41	272	<b>340</b>	272	<b>340</b>	272	<b>340</b>

## 60Hz

Class B (70°C) Temperature Rise, Continuous, 50°C Ambient						
Winding Number	311					
Volts	440		460		480	
Model	kW	kVA	kW	kVA	kW	kVA
S4L1M-C41	<b>172</b>	215	<b>176</b>	220	<b>180</b>	225
S4L1M-D41	<b>188</b>	235	<b>200</b>	250	<b>208</b>	260
S4L1M-E41	<b>228</b>	285	<b>236</b>	295	<b>244</b>	305
S4L1M-F41	<b>264</b>	330	<b>268</b>	335	<b>276</b>	345

Class F (90°C) Temperature Rise, Continuous, 50°C Ambient						
Winding Number	311					
Volts	440		460		480	
Model	kW	kVA	kW	kVA	kW	kVA
S4L1M-C41	<b>196</b>	245	<b>200</b>	250	<b>204</b>	255
S4L1M-D41	<b>216</b>	270	<b>224</b>	280	<b>236</b>	295
S4L1M-E41	<b>260</b>	325	<b>272</b>	340	<b>276</b>	345
S4L1M-F41	<b>300</b>	375	<b>304</b>	380	<b>316</b>	395

Class H (110°C) Temperature Rise, Continuous, 50°C Ambient						
Winding Number	311					
Volts	440		460		480	
Model	kW	kVA	kW	kVA	kW	kVA
S4L1M-C41	<b>208</b>	260	<b>212</b>	265	<b>216</b>	270
S4L1M-D41	<b>244</b>	305	<b>256</b>	320	<b>264</b>	330
S4L1M-E41	<b>280</b>	350	<b>292</b>	365	<b>296</b>	370
S4L1M-F41	<b>324</b>	405	<b>332</b>	415	<b>340</b>	425





## Specification

MODEL	S4-Marine
Ratings at 50Hz (kVA) Class H	200-340
Ratings at 60Hz (kVA) Class H	235-440
Specifications	
Voltage Range	380-690
Poles	4
Technology	Wire Wound
AVR	Analogue
Voltage Sensing	2 Phase
Bearing Arrangement	Single
SAE Adaptors	SAE 1
Terminals	12
Material Insulation Class	H
Excitation System	Self Exciting
Ingress Protection	IP23
Connection with other machines	Paralleling capability
Optional Features	
Bearing Arrangement	Double
SAE Adaptors	0.5, 0, 2, 3
Excitation System	PMG
Ingress Protection	IP23 Air Filters
Output Configurations	1 Phase Reconnectable
Voltage sensing	3 Phase sensing
Temperature Monitoring	Winding RTDs
Temperature Monitoring	Thermistors
Environmental Protection	Anti-Condensation Heater
Adaptor Feet	X
Flexible Feet	X
Prime Movers	
Diesel Engine	✓
Gas Engine	✓

## Accessories

Factory Build Options
Anti-Condensation Heater (with Terminal Box)
Quadrature Droop kit
Bearing RTD (Each Bearing)
Air Inlet Filter
Drip Proof Louvres
Remote Voltage Trimmer
Radio frequency interference (RFI) Suppressor Kit
Excitation Loss Module
Diode Failure Detector
CSA Approval

Available With	MX321	MX341
Current Sensing Kit	✓	✓
Controlled Short Circuit	✓	X
Manual Voltage Regulator	✓	✓
Frequency Detection Module	✓	✓
Power Factor Controller - PFC3	✓	✓
Remote Control Interface	✓	✓
Excitation Circuit Breaker	✓	✓
Dual AVR	✓	✓

Voltage Regulator Options	PMG
MX341	✓
MX321 AVR	✓
UL MX341	✓
No AVR	✓

\*GA drawings are indicative of S4-F core dimensions


\*\*Please contact our applications department for additional voltages that are available (applications@cummins.com)

NOW WITH  
**3 YEARS**  
WARRANTY



## PRODUCT HERITAGE

**1950**  
World's First regulating alternator produced



**1966**  
C Range

**1966**  
World's First volume produced brushless alternator



**1958**  
World's First rotating field alternator produced



**1973**  
World's First alternator to utilise a PMG for AVR excitation




**1973**  
AC Range





**1988**  
UC Range



**2004**  
P7 Range



**2007**  
P0/P1  
Range



**2016**  
S Range



**2016**  
S0/S1  
Range



**1985**  
HC Range



**1992**  
BC Range

For more information visit us at  
**stamford-avk.com**



Follow us @stamfordavk



/company/stamfordavk



STAMFORDAvK



youtube.com/stamfordavk

Copyright 2016, Cummins Generator Technologies Ltd. All rights reserved.  
STAMFORD is a registered trademark of Cummins Generator Technologies Ltd.

Part No. PB\_S4\_EN/AF\_Rev.3



**Generator  
Technologies**